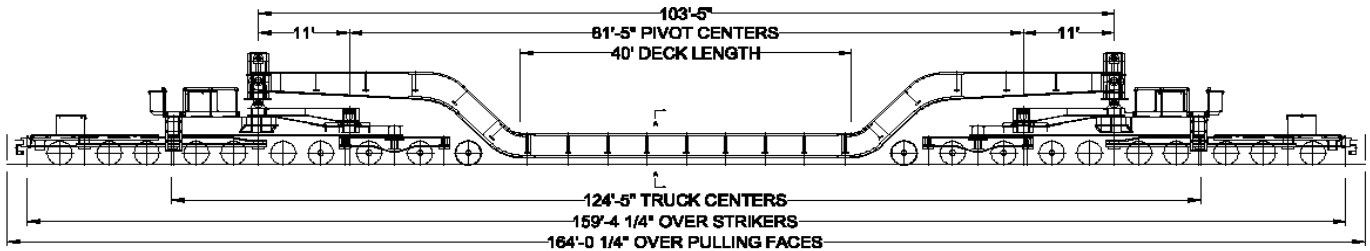


ANNOUNCEMENT

SPECIALIZED RAIL TRANSPORT

Introducing the Latest in
Rail Transportation Technology

450-TON 40' DEPRESSED DECK RAILCAR WITH LIFTING & SHIFTING CAPABILITY



450-TON 40' DEPRESSED DECK RAILCAR SPECIFICATIONS:

LIGHT WEIGHT	836,500 LBS
MAXIMUM CAPACITY	894,500 LBS
MAXIMUM GROSS	1,430,000 LBS
LOADED CG (DECK AT 48" ATR)	57" ATR
MAXIMUM AXLE LOAD	71,500 LBS PER AXLE
SPRING TRAVEL	3-11/16"
WHEEL DIAMETER	36"
CLEARANCE	PLT C (TANGENT TRACK)
DECK LENGTH	40'
DECK WIDTH	9' 6"
DECK HEIGHT	ADJUSTABLE

DO NOT HUMP EMPTY OR LOADED.
MAX SPEED LOADED: 25 MPH EMPTY: 40 MPH

NOTE: WEIGHTS ARE PRELIMINARY.

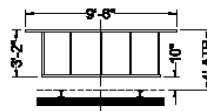
CAR SHIFTING CAPABILITY:

VERTICAL (BASED ON 4' 0" DECK HEIGHT)

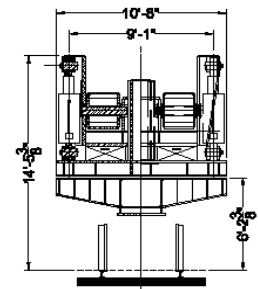
- LIFT = +13"
- LOWER = -11"
- WHEN UNDERSIDE OF DECK IS TOUCHING TOP OF RAIL, CAR CAN LIFT 24"
- DECK TRAVEL HEIGHT OF CAR IS VARIABLE

LATERAL

CAPABLE OF SHIFTING CAR BODY 14"
(EITHER SIDE OF CENTER LINE ON TANGENT TRACK)



VIEW A-A



VIEW AT VERTICAL LIFT CYLINDERS

2215 McCarty Drive
Houston, TX 77058
(713) 671-8888
Fax: (713) 678-2270
www.srt.cc
sales@srt.cc

**SPECIALIZED
RAIL
TRANSPORT**

RAIL KASGRO CORP
280 E. CHESTNUT ST. NEW CASTLE, PA

**GENERAL ARRANGEMENT
450-TON 40' DEPRESSED
CENTER FLAT CAR**

Operated and managed by:

KASGRO RAIL

CALL TODAY for more information on how to use this
rail car to transport your most challenging cargo!

BOB FELIX - Specialized Rail Transport

(713) 201-0908

Bob.Felix@SRT.cc

www.SRT.cc